

people:skills:jobs:



Department for
**Employment
and Learning**
www.delni.gov.uk

Summary of most recent Higher Education Statistics

February 2011

The Department for Employment & Learning publishes a series of NI related Higher Education (HE) statistics. Some of the key messages from the most recent publications are as follows:

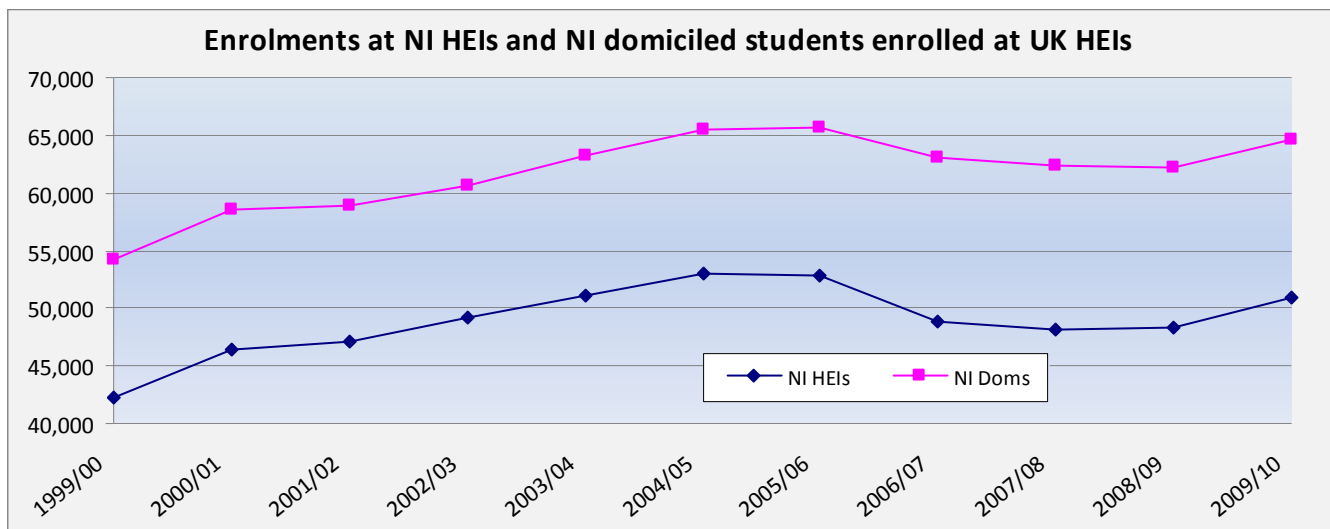
SECTION I: NUMBERS OF HE STUDENTS

2009/10 - Enrolments at UK Higher Education Institutions (HEIs) (Next Update: Feb 2012)

Information on all HE enrolments at all levels (undergraduate/postgraduate/part-time/full-time) at NI HEIs and NI domiciled students enrolled at UK HEIs was published in February 2011 for the 2009/10 academic year.

NI HEIs (Source: HESA)

- In 2009/10 there were 50,990 students enrolled at NI HEIs, showing a 6% increase from the 2008/09 figure of 48,240.
- The number of full-time first year undergraduate enrolments at NI HEIs has increased by 5% from 10,245 in 2008/09 to 10,780 in 2009/10.
- Over the longer term enrolments at NI HEIs have grown significantly, increasing by 21% between 1999/00 and 2009/10.



NI Domiciled students at UK HEIs (Source: HESA)

- In 2009/10 there were 64,635 NI domiciled students enrolled at UK HEIs, showing a 4% increase from the 2008/09 figure of 62,265.
- The number of NI domiciled full-time first year undergraduate enrolments at UK HEIs has increased from 13,620 in 2008/09 to 14,080 in 2009/10, which represents a 3% increase.
- Between 1999/00 and 2009/10 NI domiciled enrolments at UK HEIs have increased by 19%.

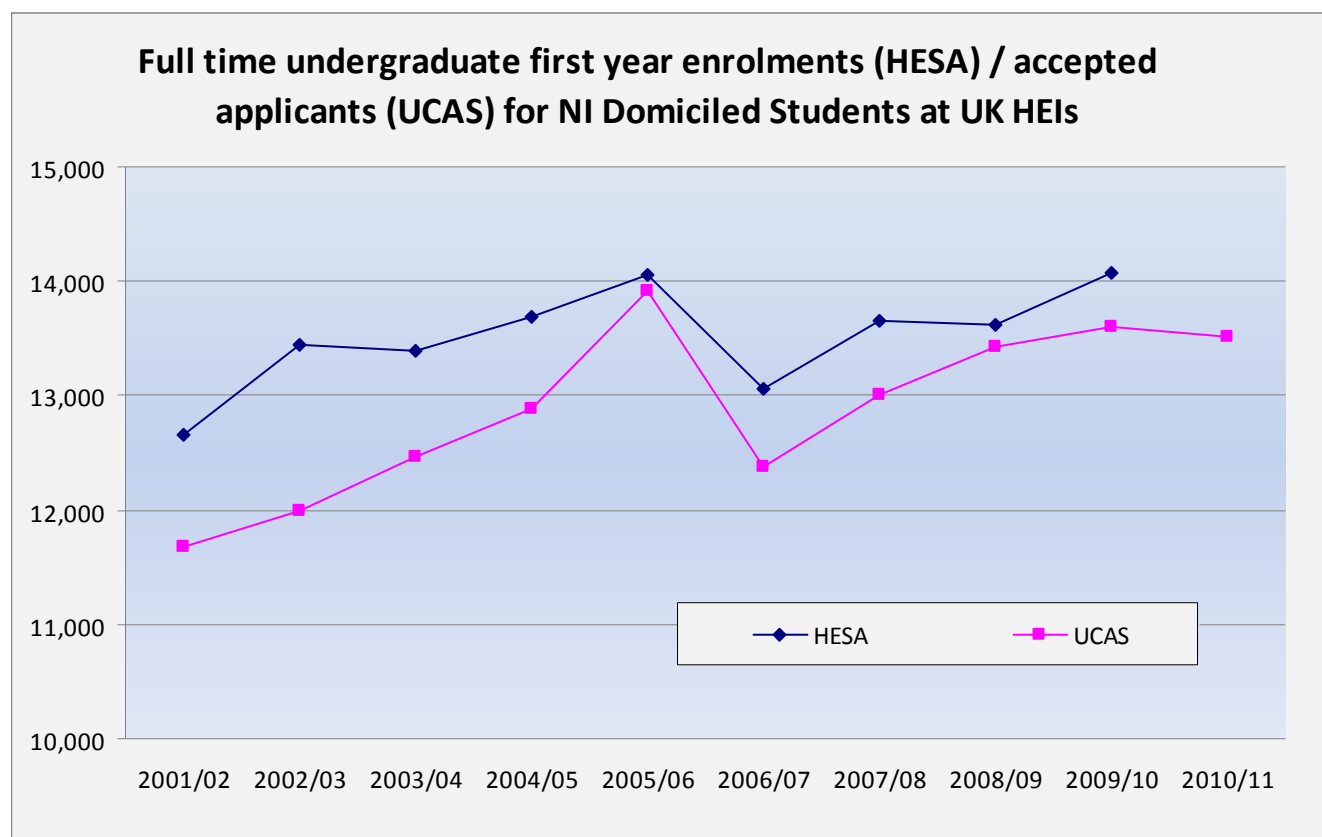
More information can be obtained from <http://www.delni.gov.uk/stats-he-stats.htm>

2010/11 - Accepted applicants to Higher Education* (Source: UCAS)
(Next update: Jan 2012)

In January 2011, the Universities and Colleges Admissions Service (UCAS) published data on accepted applicants to UK institutions for academic year 2010/11. It is important to note that this relates only to full-time undergraduate courses at HE institutions in the UK and not all institutions participate in the UCAS system.

- Between 2009 and 2010, the total number of students accepted onto full-time undergraduate courses at NI HEIs decreased by 4%, falling from 10,152 to 9,751.
- Over the same period, the total number of NI domiciled students accepted onto full-time undergraduate courses at all UK HEIs decreased by 1%, falling from 13,601 to 13,507.

The graph below illustrates trends over time of NI domiciled students enrolling on full-time undergraduate first year courses at UK HEIs (HESA) against those NI domiciled accepted applicants onto full-time undergraduate courses through UCAS at UK HEIs.



*The HESA data on all HE enrolments can not be compared to the UCAS data on accepted applicants. The UCAS data only relates to full-time undergraduate courses whereby an applicant has been accepted by a HE institution to commence a course. It must also be noted that from 2006 UCAS figures do not include accepted applicants to St Mary's University College. The HESA data on all enrolments includes those students who have registered for all levels of study and includes not just first year enrolments.

2011/12 - Applications to Higher Education (Source: UCAS)
(Final figures available: July 2011)

Analysis of the first full set of UCAS application figures for entry into UK HEIs in 2011/12 were published in January 2011.

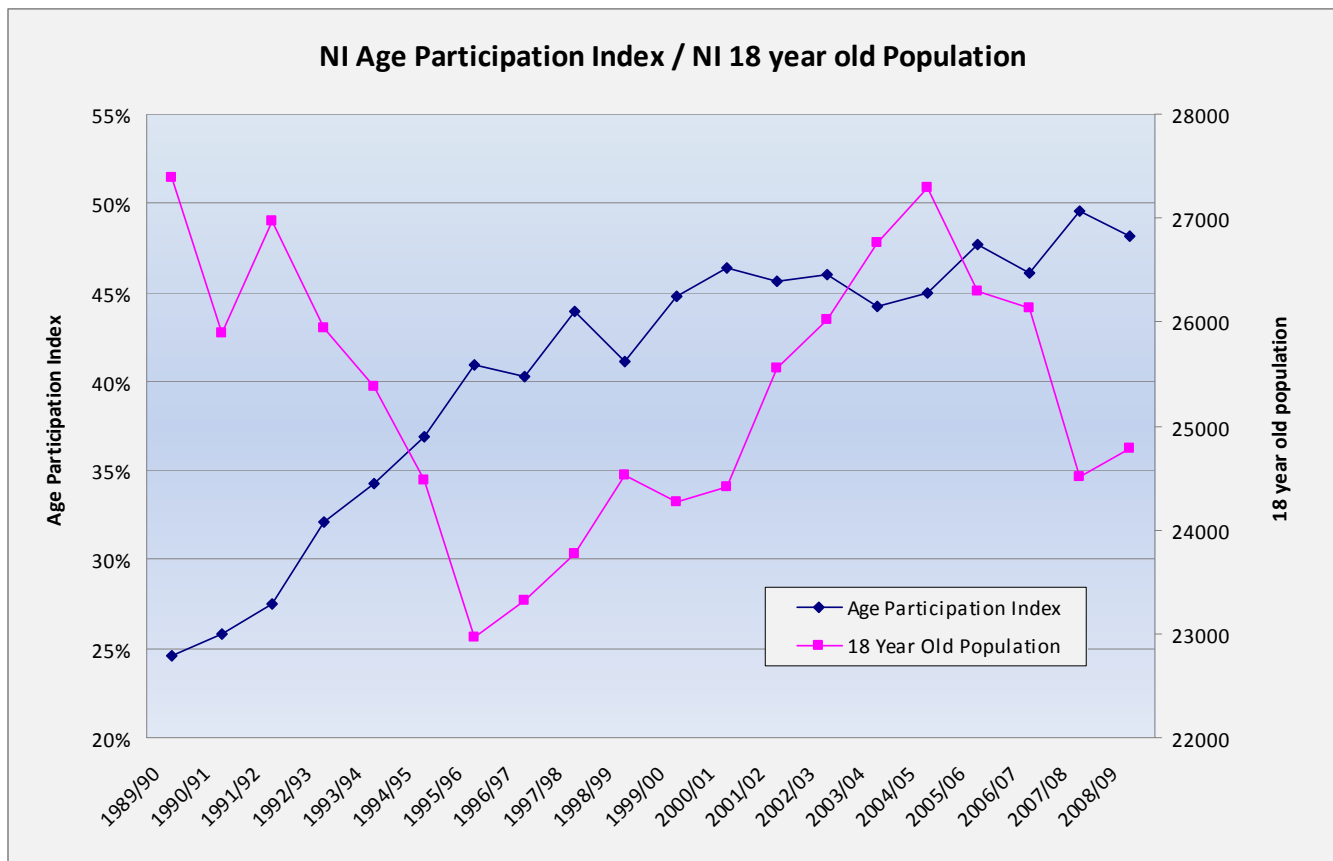
- The total number of students applying to NI HEIs has increased by 5.1% between 2010 and 2011, increasing from 19,864 in 2010 to 20,871 in 2011.
- The total number of NI domiciled students applying to UK HEIs has increased by 6.5% rising from 17,961 in 2010 to 19,128 in 2011.

2008/09 - Participation in HE from young people (Source: HESA, FESR, HEA, GB Education Departments)
(Next update: Summer 2011)

The Age Participation Index (API) is used to measure the participation of young NI domiciled people in HE over time. It expresses the number of NI domiciled entrants to full-time higher education (in the UK or RoI) aged under 21 as a percentage of the 18 year old NI population.

The NI API for the 2008/09 academic year is 48.2%, a decrease of 1.4 percentage points from the 2007/08 academic year.

The 2008/09 API has almost doubled since 1989/90 – at which stage it was 24.6%.



SECTION II: HE QUALIFICATIONS, STUDENT DESTINATIONS AND PERFORMANCE INDICATORS

2009/10 - Qualifiers from Higher Education (Source: HESA) (Next update: Feb 2012)

Data on HE qualifications from UK HEIs were published in February 2011 for the 2009/10 academic year.

- The number of qualifications obtained by students at NI HEIs rose from 14,525 to 14,540 between 2008/09 and 2009/10, showing an increase of less than 1%. Over the same period, the number of qualification obtained by those studying full-time has decreased by 4%, while qualifications obtained by those studying part-time have increased by 10%.
- Between 2008/09 and 2009/10 there has been a 2% increase in the number of qualifications obtained by NI domiciled students at UK HEIs, rising from 17,440 to 17,740. Over the same period the number of qualifications obtained by those studying full-time has decreased by less than 1%, while qualifications obtained by those studying part-time have increased by 6%.

2008/09 - Destinations of Leavers from Higher Education (Source: HESA) (Next Update: Aug 2011)

Information on the destinations of leavers from Higher Education who obtained qualifications at UK HEIs was published in August 2010 for the 2008/09 academic year.

- In 2008/09, 71% of NI domiciled full-time undergraduates gaining qualifications at UK HEIs were in employment six months after graduation.
- Of those NI domiciled full-time undergraduates in employment and who studied at a NI HEI, 92% were employed in NI.
- Of those NI domiciled full-time undergraduates in employment and who studied at a GB HEI, 40% were employed in NI.

2008/09 - Performance Indicators (Source: HESA) (Next Update: July 2011)

The Higher Education Statistics Agency (HESA) published the 2008/09 Performance Indicators (PIs) in Higher Education in the UK in April 2010 (the employment and research indicators were published separately in July 2010). The PIs are published at institutional level and cover a number of areas including: - widening participation, non-continuation rates, research output, and employment of graduates.

- The proportion of young full-time first degree entrants to NI HEIs in 2008/09 from 'age-adjusted' socio-economic classes 4, 5, 6 & 7 (41.7%) was well above the UK average of 32.3%.
- Of all full-time first degree entrants to NI HEIs in 2007/08, 10.2% were no longer in HE in 2008/09, compared to the UK average of 8.6%.
- Of the full-time first degree leavers from NI HEIs in 2008/09 who were in work and/or study or seeking work, 91.4% were in work and/or study. The comparable UK figure is 89.9%.

More information can be obtained from <http://www.delni.gov.uk/stats-he-stats.htm>

people:skills:jobs:



Department for
**Employment
and Learning**
www.delni.gov.uk



INVESTOR IN PEOPLE

THE DEPARTMENT:

Our aim is to promote learning and skills,
to prepare people for work and to support
the economy.

This document is available in other
formats upon request.

Further information:
telephone: 028 9025 7777
web: www.delni.gov.uk